


How to Use Dell Command Update


How to use Dell Command Update software in three easy steps

PLEASE MAKE SURE THAT YOU PLUG YOUR
DEVICE UP TO POWER BEFORE STARTING THIS
PROCESS


****Please repeat these 3 steps after you have completed them one time****



Step 1. Type Dell or Dell Command in the search to find the software.




Step 2. Click on Check



Step 3. Click Install

This will install any necessary driver or firmware updates, you may see a message to restart after the install has completed.



Please repeat steps 1-3 once you have restarted your laptop to see if there are any pending installs/restarts, if you fail to do this your issues may not be resolved.

Revision #2

Created 15 August 2023 17:27:54 by Ethan Dancy

Updated 18 August 2023 15:48:31 by Ethan Dancy