


Ipad Reset Instructions


- iPad Reset- return to service steps

iPad Reset- return to service steps

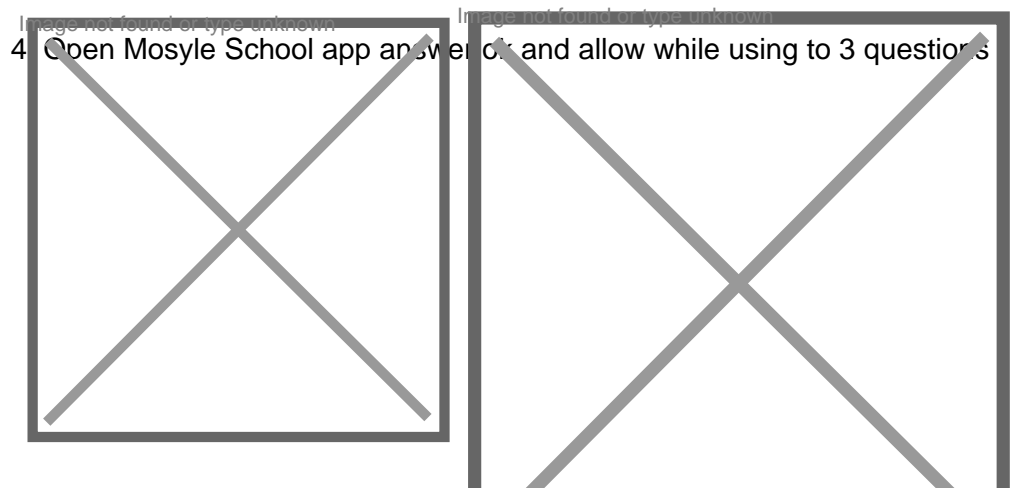
iPads return to service steps

Make sure you scan asset on the ipad/macbook reset spreadsheet

1. Go to Settings  > Privacy & Security > Location Services
2. Toggle on Location Services




3. Make sure the following Apps are showing on home screen:




5. Open Settings- Go to the bottom of the list and find apps.

Image not found or type unknown



6. Find Mosyle (will be in alphabetical order)

Image not found or type unknown



7. Click Location and change to Always

Image not found or type unknown


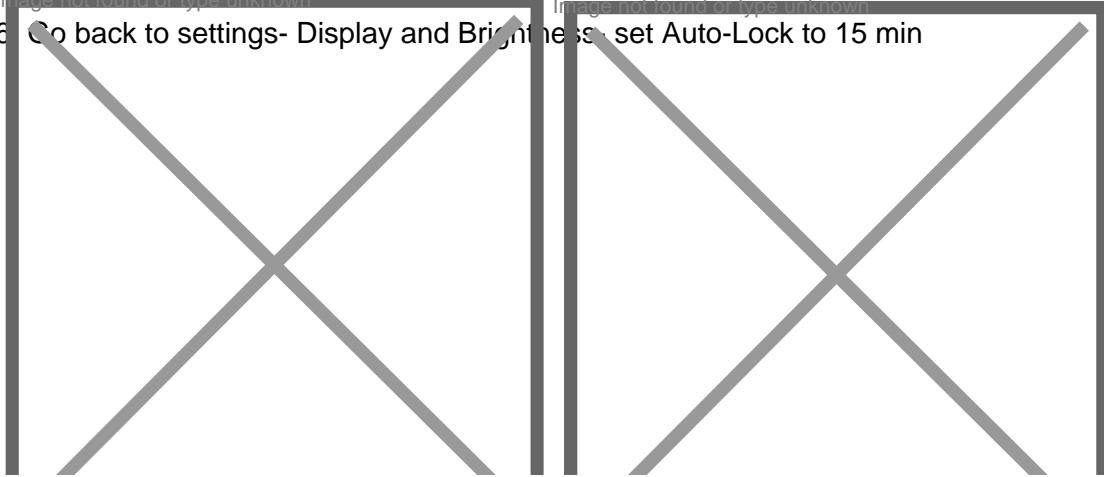


Image not found or type unknown

6. Go back to settings- Display and Brightness- set Auto-Lock to 15 min

Image not found or type unknown



7. Go back to Settings- General- Shut Down