


Reset an Apple TV through iTunes


Resetting Apple TV through iTunes

Install Itunes on your Dell laptop


Apple TV has to be hooked up to a monitor or tv so you can see the Apple TV screen through HDMI, Ethernet, Power, USB-C cable, and you need the remote control.




Connect USB-C Cable to Dell Laptop and Open Itunes if nothing opens click the Apple TV Icon.




Click Restore Apple TV



Click Restore and Update



Once it is finished the note to disconnect USB-C cable- you can disconnect from Laptop and Apple TV and click ok



If it fails restoring through iTunes use Apple Configurator. If it has failed both bring to bench repair. Bring Apple TV and remote.

Revision #1

Created 9 February 2024 13:55:34 by Ethan Dancy

Updated 9 February 2024 13:56:45 by Ethan Dancy